



Dear Parent or Caregiver,

Your child will be using Education Perfect (EP), as an essential and comprehensive digital teaching and learning platform for the school year. Education Perfect is an interactive resource which maximises student learning in the classroom, for homework, and exam preparation and revision. EP has been comprehensively assessed and chosen by the teachers and school leadership as a core teaching and learning resource.

Students at **Gisborne Secondary College** will have access to the following curriculum aligned subjects:

Years 7-10: English and Indonesian

What is Education Perfect (EP)?

Education Perfect is a comprehensive digital teaching and learning platform used by over 1.2m students and 3,000+ schools worldwide. EP has been successfully used by many leading schools with notable impacts on student motivation and grades.

- **EP English**
- **EP Languages** enables students to develop all four skills of language learning – reading, writing, listening, and speaking. All recordings and videos use native speaker pronunciation, and the content is differentiated into Beginner, Intermediate and Advanced levels.

Your child's school will use EP as a core teaching and learning tool to further enhance classroom content. Their teachers will use EP to:

- Prescribe holiday homework
- Set pre-class and post-class consolidation tasks
- Provide differentiated instruction
- Set assessment preparation and exam revision
- Conduct assessments
- Encourage student self-study
- Provide feedback to students
- Engage students via competitions

What does Education Perfect cost?

The cost of Education Perfect for your child for the academic year is **\$21. Years 7-10:** include 5%

Payment is made for Education Perfect directly via your child's Education Perfect account by following the instructions in this article: [Paying through the Student Zone](#).

Payment is via PayPal, but a PayPal account is not required. A credit or debit card can be used.

The payment portal is **now open** and the final date for payments is **28/02/2024**. Prior to this date, your child will be able to dismiss the portal. After this date, your child will lose access to their account until such time as payment is made.

OR

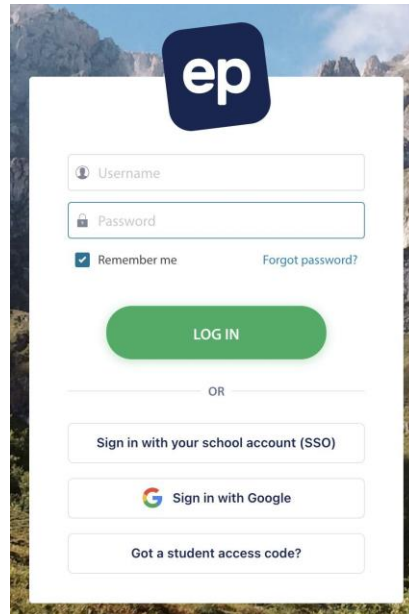
We will inform you when the payment portal is open. The final date for payments is **28/02/2024**. Prior to this date, your child will be able to dismiss the portal. After this date, your child will lose access to their account until such time as payment is made.

All payment queries should be made directly to EP via support@educationperfect.com or (02) 6100 3723.

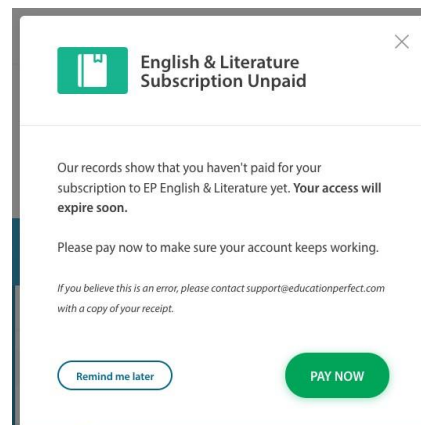
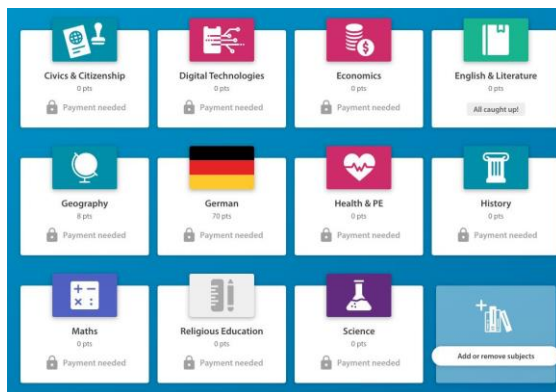
How do I make payment for Education Perfect?

Note: Payment via the Student Zone can **only** be made via PC or Laptop. The feature is not yet supported on our app.

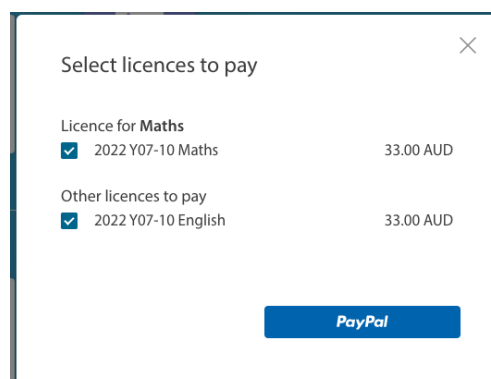
Step 1: Log into your child's account [here](#).



Step 2: Click on any of the subjects on your child's dashboard. Click the **Pay Now** button.



Step 3: Review the subjects you wish to pay for. Then click the **PayPal** button.



Step 4: From here, you can choose to input your PayPal details if you have an account, or choose to *Checkout as Guest* if you'd prefer to pay via credit or debit card. Reminder: you **do not** need a PayPal account to continue.

Step 5: Enter your email address (your receipt will be emailed to you) and click *Continue to Payment*.

The screenshot shows the PayPal checkout process. At the top, the PayPal logo is displayed. Below it, the heading "Check out as a guest" is followed by a sub-heading: "Enjoy the ease and security of PayPal even if you don't have an account. Enter your email to get started." There is an input field for "Enter email" and a blue button labeled "Continue to Payment". Below the button is a link: "Already have an account? Log in". At the bottom of this section are links for "Contact Us", "Privacy", "Legal", and "Worldwide".

The next section is titled "Pay with a Bank Account or Credit Card" and is highlighted with a red arrow. Below this is a language selector showing "English", "Français", "Español", and "中文".

The main body of the form contains the following text: "That's it! With One Touch, you can skip login on this device – no password or card info to enter. (We don't recommend enabling One Touch on shared devices.) You'll need to create a password later to access all other member benefits and account statements – check your email for important details." There is a checkbox labeled "Save your payment info and create a PayPal account." which is currently unchecked.

Below this is a blue button labeled "Continue" which is highlighted with a red box. Underneath the button is a link: "Have a PayPal account? Log in". At the very bottom, there are links for "Français", "Español", "中文", and a US flag icon. The footer contains "Policies", "Legal", "Privacy", and "© 1999 - 2021".

Step 6: Please fill out your card information, check that it's correct and click *Continue* to proceed with payment.

Your child's account will be immediately updated after payment has successfully been processed.

Payment is via PayPal, but a PayPal account is not required. A credit or debit card can be used.